

Storytime Kit

WALKER BOOKS


Words and Activities  
written by Rebecka Shelberg

# Exploring the Story

Ask the children why they think Florence said she must tidy her room, when normally she never tidies her room. What might Florence be feeling? You might like to write their suggestions down.


Once they have identified what Florence is feeling (i.e. jealous, sad, wishful, maybe lonely) ask them if they think it is bad to feel those things. Discuss with the class that feelings such as jealousy are not bad, although sometimes they might be difficult for us to feel.






Ask them to think about the actions people might make when they are feeling difficult feelings (i.e. do people sometimes say mean things or pretend not to be interested when they are feeling jealous like Florence?).


What would be a more positive action for Florence to take (i.e. asking lots of questions about the thing you are jealous of? Or making a plan for how you might work towards something you really want)?






Ask the class if they have ever wanted something as much as Florence wants a pet mouse. What kind of things have they wanted? Have they wished for it or worked towards it? Have they gotten what they wanted or are they still wishing?

Florence is very persistent.  
She has set her mind on having a pet mouse and she spends lots of days crossing her fingers, then toes, then arms, and then legs to make sure she is wishing as hard as she can for the pet mouse she really wants.  
Ask the class if they have ever focused on something like Florence with her wish for a pet mouse.





Now ask the children if they think Florence's wish came true? Did she get a pet mouse? Even though she didn't, do they think her wish still came true in an unexpected way? She got a visit from her friend with his pet mouse.

After Fox and Nick come to visit, did they notice that Florence was no longer crossing her fingers, toes, arms and legs? She was too busy doing handstands and playing with Fox and Nick. Do you think she is happy to play with Fox and Nick, even though she didn't get a pet of her own?





# Activity Sheets

## 1. I Wish For

Think about the thing that you wish for most in the whole entire world. Is it a pet mouse like Florence? Or to do amazing handstands like Fox? On the template provided, draw a picture of what you wish for and write down your wish. Don't forget to add your name!

## 2. Colouring Florence and Fox

Using crayons or coloured pencils, colour in the picture of Florence doing a handstand for her friends, Fox and Nick.


## 3. Dancing Nick, Fox and Florence

Colour in the character pieces on the template provided (this template will work best if printed on thicker cardstock). If you're feeling inspired by Anna's illustrations, you might even want to decorate them with collage materials. Carefully cut around each character piece from the template. Push the paper fasteners through on the crosses indicated (you may like to pierce with a pin first to make this step easier). Attach the character pieces to create your dancing Florence, Fox and Nick!

## 4. Playtime Place

Look closely at Anna Pignataro's beautiful illustrations in the book, especially the woodland setting where Fox, Florence and Nick play at the end. Anna has used pencils, coloured pencils, watercolours and collage.

Using pencils, scissors, and different coloured and patterned papers, create a picture of a place where you think you would like to play with your own friends or pets. Will it be in a woodland setting like in the book, or at the beach, or on top of a mountain? Let your imagination run wild!






NAME: \_\_\_\_\_

## 2. Colouring Florence & Fox

# Florence & Fox

# The Pet Mouse

Zanni Louise  
Anna Pignataro



WALKER  BOOKS


Illustrations © Anna Pignataro 2024. All Rights Reserved.



### 3. Dancing Nick, Florence & Fox


Colour in the character pieces on the template provided (this template will work best if printed on thicker cardstock). If you're feeling inspired by Anna's illustrations, you might even want to decorate them with collage materials.

Carefully cut around each character piece from the template. Push the paper fasteners through on the crosses indicated (you may like to pierce with a pin first to make this step easier). Attach the character pieces to create your dancing Florence, Fox and Nick!



NAME: \_\_\_\_\_

### 3. Dancing Nick, Florence & Fox



NAME: \_\_\_\_\_

### 3. Dancing Nick, Florence & Fox

