

# Pigeon Event Kit



The Pigeon 

*The Pigeon* © 2024 Mo Willems

WALKER  BOOKS

[www.walkerbooks.com.au](http://www.walkerbooks.com.au)

# Contents

Draw Me!	03
Pigeon Maze	05
Make Your Own Pigeon Poster!	06
Pigeon Find-A-Word	15
Colour In Pigeon 1	16
Colour In Pigeon 2	17
What Does Pigeon Want Next?	18



# Draw Me!

## FOLLOW THESE STEPS:

**1.** Start with a big letter **O**.  
(It appears in words like "Mo"!)

**2.** Now draw a smaller letter **O** inside of it.  
(You've drawn a doughnut!)

**3.** Next, you have a choice between two letters—**M** or **W**— but draw the letter on its side.  
(You made a beak!)

**4.** We're going to place the eye next, which is the most important part of the drawing, because the eye shows how the character is feeling. Make sure to darken it in.  
(You always look at the darkest part of a drawing first!)

**5.** Draw two lines going straight down for the neck.

**6.** Next, draw two lines across the neck for the collar.

**7.** The body is a circ-angle—a triangle and a circle combined.  
(It kind of looks like an ice cream cone that's fallen over.)


**8.** The legs are two more lines straight down from the body.  
(Just like the neck!)

**9.** Almost done! Draw the letter **V** three times. The first two are upside down for the feet. The third is on its side in the body for the wing.

## FINISHED!

Great job! That's an awesome Pigeon!

Once you've gotten the basic drawing down, mix it up. Move The Pigeon's beak, wings, eye, or legs to create lots of funny poses!



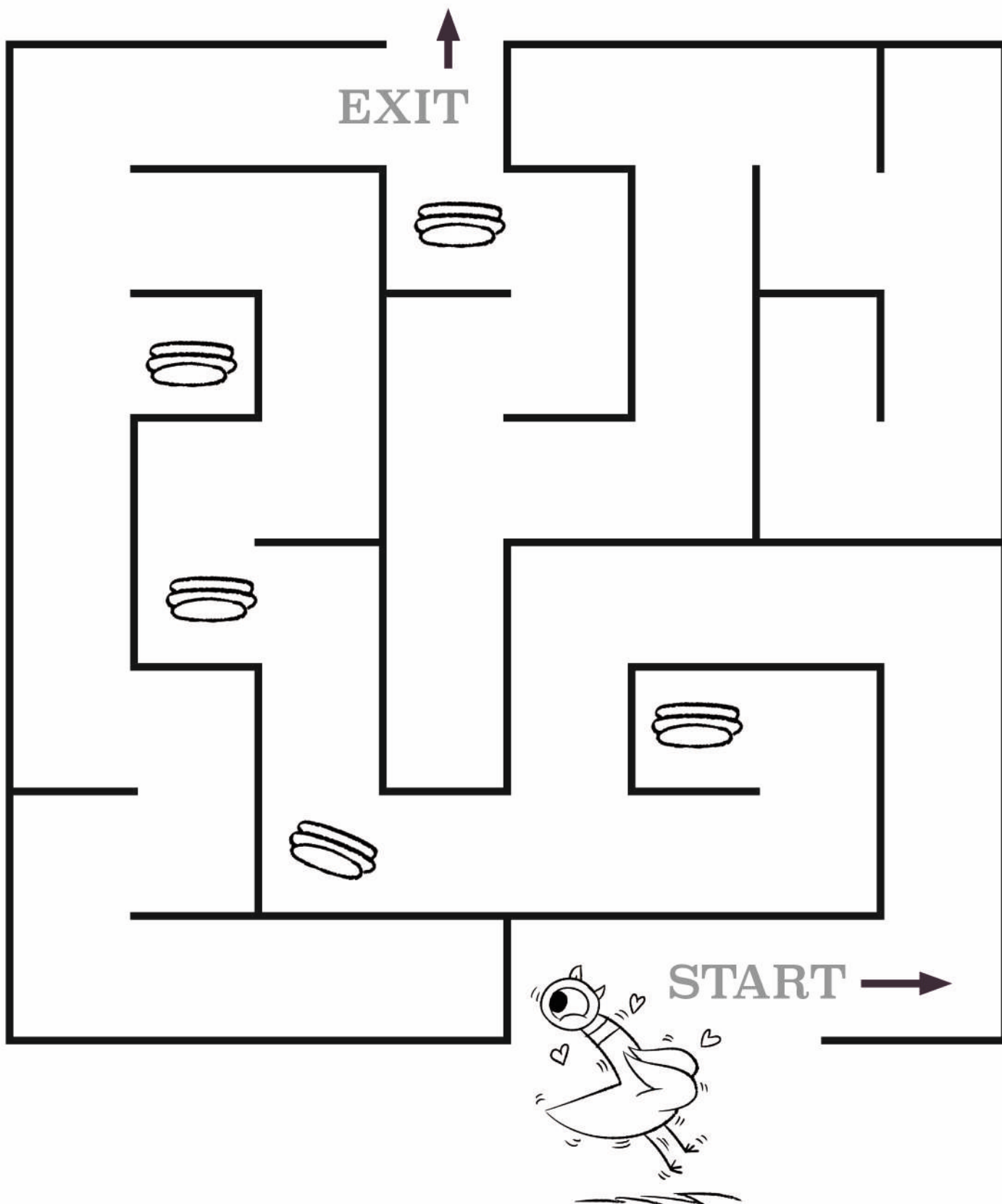
# Draw Me!

Follow the instructions on page 3  
to draw Pigeon in the space below.



# Pigeon Maze


Pigeon can smell five delicious hot dogs hiding in this maze, and he can hardly wait to shove the entire lot in his beak! Help him find all five hot dogs and make his way through the maze.



# Make Your Own Pigeon Poster!




- 1** Cut out the **next four pages** of your activity book.



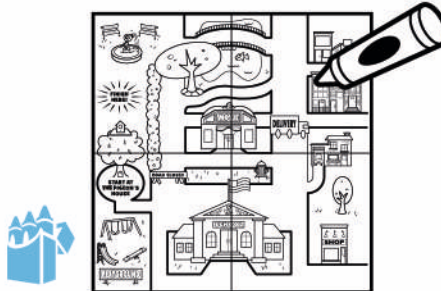
- 2** Lay them all out on the table or the floor. Make sure the **BLUE** side is facing up, not the **WHITE** side.



- 3** Arrange the pieces so they fit together to make a cool poster! (You'll use it later.)



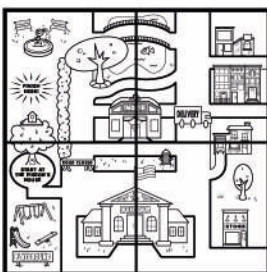
- 4** Tape all the pages together.




- 5** Turn the poster over, and then colour all the pages of your map!




- 6** Draw footprints on the map wherever you want to tell people about the puppet show!




- 7** Flip your map back over.




- 8** Colour your poster!







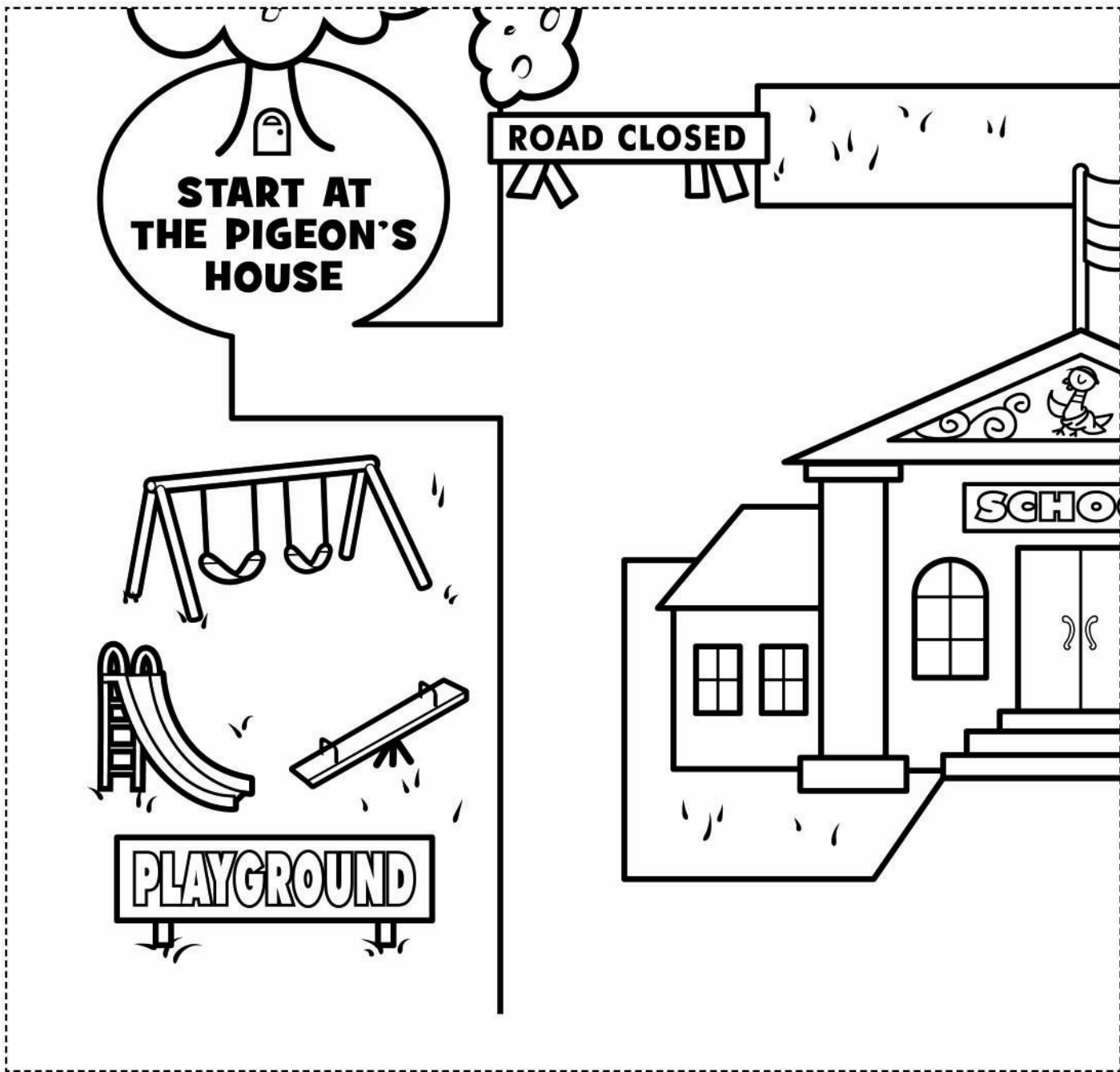
















# Pigeon Find-A-Word

Complete the Pigeon-themed find-a-word below.



BATH  
BIRD  
BUS  
COOKIE  
DRIVE  
DUCKLING

HOTDOG  
PIGEON  
PUPPY  
SCHOOL  
YAWN

P	I	G	E	O	N	P	W	J	Y	D	P
F	H	Q	G	K	B	A	T	H	L	U	U
L	O	L	C	O	O	K	I	E	F	C	P
F	T	B	U	S	C	H	O	O	L	K	P
U	D	B	S	M	S	Y	A	W	N	L	Y
Z	O	S	X	T	B	I	R	D	B	I	B
E	G	D	B	R	D	R	I	V	E	N	S
D	O	U	M	B	L	J	B	K	R	G	Y

# Colour In Pigeon 1


Pigeon is waiting patiently for his turn on the roller coaster.  
Colour him in while he waits in line.





## Colour in Pigeon 2

Pigeon is about to ride the rollercoaster!  
Let's show off his cool new ride by colouring him in.



# What Does Pigeon Want Next?

Tell us what you think the Pigeon wants next!  
Draw your idea in the box below.



A costume based on the character  
from Mo Willems' bestselling  
***Don't Let the Pigeon Drive the Bus*** series  
is now available...



Pigeon is in demand and booking up already! Please fill out an enquiry form  
on our website for an initial discussion of dates:  
[walkerbooks.com.au/costume-hire](http://walkerbooks.com.au/costume-hire)

Once dates are agreed, we will ask you to fill in a formal hiring agreement.

Please be aware that the bookshop or library hiring the costume is responsible for  
return freight to get it back to Walker in Sydney, including booking couriers,  
labelling the cartons, and paying the freight.

The costume is in a large and heavy box (H 83cm, W 68 cm, L 1.13 m).

Along with the costume, Walker will send you an event kit and any available  
character POS to make for a special event!

